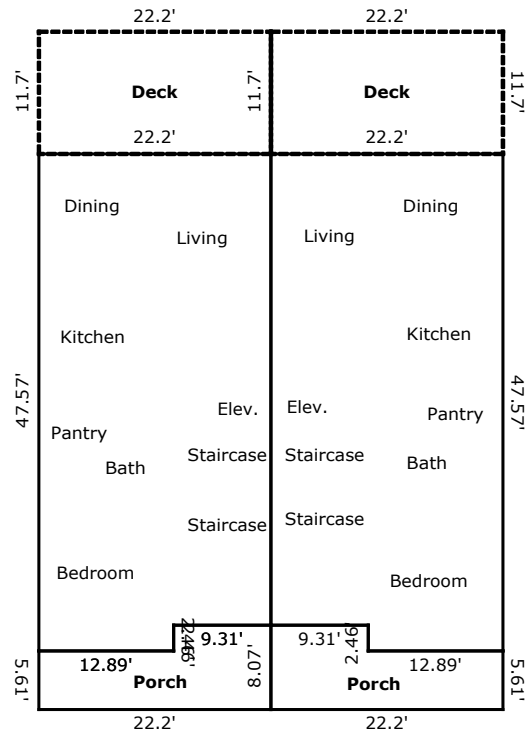
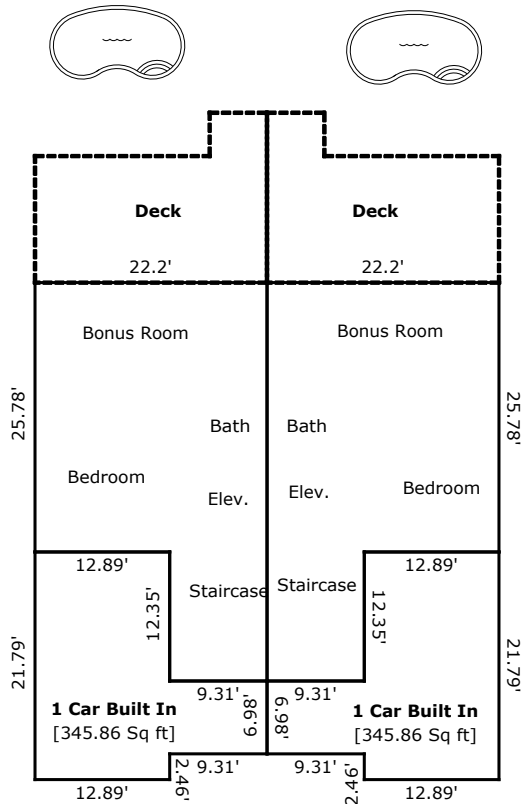


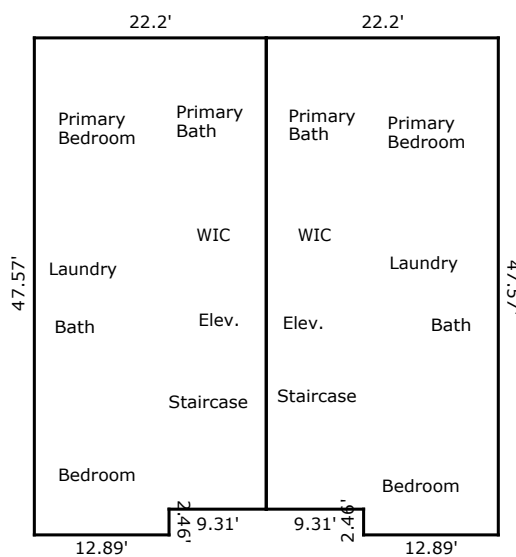
Building Sketch (Page - 1)

Borrower				
Property Address	3804 Emerald Dr			
City	Emerald Isle	County	State	NC Zip Code 28594
Lender/Client	Mary Cheatham King Real Estate			



Second Floor E
[1033.15 Sq ft]

Second Floor W
[1033.15 Sq ft]




Third Floor E
[1033.15 Sq ft]

Third Floor W
[1033.15 Sq ft]

TOTAL Sketch by a la mode

Building Sketch (Page - 2)

Borrower				
Property Address	3804 Emerald Dr			
City	Emerald Isle	County	State	NC Zip Code 28594
Lender/Client	Mary Cheatham King Real Estate			



TOTAL Sketch by a la mode

Building Sketch (Page - 3)

Borrower				
Property Address	3804 Emerald Dr			
City	Emerald Isle	County	State	NC Zip Code 28594
Lender/Client	Mary Cheatham King Real Estate			

TOTAL Sketch by a la mode

Area Calculations Summary

Living Area	Calculation Details	
First Floor W	687.29 Sq ft	22.2 × 25.78 = 572.32 12.35 × 9.31 = 114.98
First Floor E	687.29 Sq ft	22.2 × 25.78 = 572.32 9.31 × 12.35 = 114.98
Second Floor W	1033.15 Sq ft	22.2 × 45.11 = 1001.44 2.46 × 12.89 = 31.71
Second Floor E	1033.15 Sq ft	22.2 × 45.11 = 1001.44 2.46 × 12.89 = 31.71
Third Floor E	1033.15 Sq ft	22.2 × 45.11 = 1001.44 2.46 × 12.89 = 31.71
Third Floor W	1033.15 Sq ft	22.2 × 45.11 = 1001.44 2.46 × 12.89 = 31.71
Total Living Area (Rounded):	5507 Sq ft	
Non-living Area		
Porch	147.44 Sq ft	8.07 × 9.31 = 75.13 5.61 × 12.89 = 72.31
Porch	147.44 Sq ft	8.07 × 9.31 = 75.13 12.89 × 5.61 = 72.31
1 Car Built In	345.86 Sq ft	21.79 × 12.89 = 280.87 6.98 × 9.31 = 64.98
Deck	291.63 Sq ft	5.49 × 4.15 = 22.78 12.11 × 22.2 = 268.84
1 Car Built In	345.86 Sq ft	21.79 × 12.89 = 280.87 9.31 × 6.98 = 64.98
Deck	259.74 Sq ft	11.7 × 22.2 = 259.74
Deck	259.74 Sq ft	11.7 × 22.2 = 259.74
Deck	291.63 Sq ft	5.49 × 4.15 = 22.78 12.11 × 22.2 = 268.84